




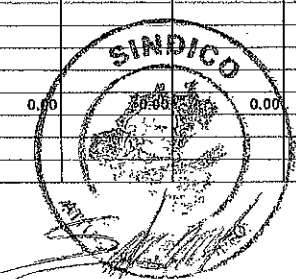
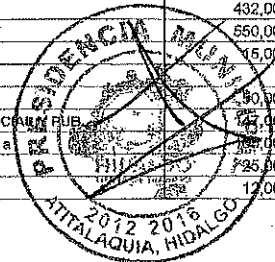

ESTADO DE EJERCICIO DEL PRESUPUESTO
MUNICIPIO DE ATLATLAHUCA, HIDALGO
Del 01 al 28 de Febrero 2016



DESCRIPCIÓN DE LOS RUBROS	PRESUPUESTO APROBADO				PRESUPUESTO EJERCIDO				PRESUPUESTO EJERCIDO			
	ESTADO	MUNICIPIO	SECRETARÍA	COMUNIDAD	ESTADO	MUNICIPIO	SECRETARÍA	COMUNIDAD	ESTADO	MUNICIPIO	SECRETARÍA	COMUNIDAD
RECURSOS PROPIOS	21,725,166.16	0.00	0.00	0.00	2,296,147.62	2,296,147.62	2,296,147.62	1,342,627.73	2,296,147.62	19,429,018.54	19,429,018.54	19,429,018.54
SERVICIOS PERSONALES	8,954,877.80	0.00	0.00	0.00	949,438.70	949,438.70	949,438.70	507,066.50	949,438.70	7,905,439.10	7,905,439.10	7,905,439.10
REMUNERACIONES ORDINARIAS	5,007,775.40	0.00	0.00	0.00	793,596.09	793,596.09	793,596.09	400,280.58	793,596.09	4,214,179.31	4,214,179.31	4,214,179.31
Delegados	265,591.37				31,618.02	31,618.02	31,618.02	10,539.34	31,618.02	233,973.35	233,973.35	233,973.35
C.A.I.C.	642,275.90				83,640.80	83,640.80	83,640.80	41,820.40	83,640.80	558,635.10	558,635.10	558,635.10
Espados de Alimentación	1,337,877.54				215,768.18	215,768.18	215,768.18	109,587.42	215,768.18	1,122,109.36	1,122,109.36	1,122,109.36
Intendentes Escuelas	393,260.34				59,806.44	59,806.44	59,806.44	29,903.22	59,806.44	333,453.90	333,453.90	333,453.90
Impuesto predial	0.00				57,846.58	57,846.58	57,846.58	29,000.00	57,846.58	-57,846.58	-57,846.58	-57,846.58
Educación Arte y Cultura	819,105.47				120,192.50	120,192.50	120,192.50	63,178.76	120,192.50	698,912.97	698,912.97	698,912.97
Dif Municipal	1,373,264.78				196,723.57	196,723.57	196,723.57	102,251.44	196,723.57	1,176,541.21	1,176,541.21	1,176,541.21
Instancia de las Mujeres	178,400.00				28,000.00	28,000.00	28,000.00	14,000.00	28,000.00	148,400.00	148,400.00	148,400.00
REMUNERACIONES AL PERSONAL CARÁCTER TRANS.	1,162,993.60	0.00	0.00	0.00	101,127.72	101,127.72	101,127.72	56,377.92	101,127.72	1,061,865.88	1,061,865.88	1,061,865.88
Sueldos base al personal eventual	1,162,993.60				101,127.72	101,127.72	101,127.72	56,377.92	101,127.72	1,061,865.88	1,061,865.88	1,061,865.88
OTRAS PRESTACIONES SOCIALES Y ECONOMICAS	2,684,108.80	0.00	0.00	0.00	54,714.89	54,714.89	54,714.89	50,408.00	54,714.89	2,629,393.91	2,629,393.91	2,629,393.91
Prima vacacional	96,658.44				0.00	0.00	0.00	0.00	96,658.44	0.00	96,658.44	96,658.44
Aguiñado	823,105.75				0.00	0.00	0.00	0.00	823,105.75	0.00	823,105.75	823,105.75
Compensaciones	738,000.00				0.00	0.00	0.00	0.00	738,000.00	0.00	738,000.00	738,000.00
Prestaciones contractuales	91,200.00				0.00	0.00	0.00	0.00	91,200.00	0.00	91,200.00	91,200.00
Apoyos a la capacitación servidores	60,000.00				0.00	0.00	0.00	0.00	60,000.00	0.00	60,000.00	60,000.00
Otras prestaciones sociales y econ	83,500.00				0.00	0.00	0.00	0.00	83,500.00	0.00	83,500.00	83,500.00
Impuesto sobre nomina	791,644.61				50,408.00	50,408.00	50,408.00	50,408.00	50,408.00	741,236.61	741,236.61	741,236.61
Indemnizaciones	0.00				4,306.89	4,306.89	4,306.89	0.00	4,306.89	-4,306.89	-4,306.89	-4,306.89
MATERIALES Y SUMINISTROS	2,339,613.52	0.00	0.00	0.00	456,634.09	456,634.09	456,634.09	222,171.53	456,634.09	1,883,979.43	1,883,979.43	1,883,979.43
MATERIALES ADMON. EMISION DOC.	538,523.86	0.00	0.00	0.00	119,706.64	119,706.64	119,706.64	50,543.30	119,706.64	418,817.22	418,817.22	418,817.22
Mat. Utiles y equipos menores de oficina	141,529.21				50,076.65	50,076.65	50,076.65	19,008.30	50,076.65	91,452.56	91,452.56	91,452.56
Materiales y utiles de impresión	35,000.00				3,493.39	3,493.39	3,493.39	812.00	3,493.39	31,506.61	31,506.61	31,506.61
Material estadístico y geografico	15,000.00				0.00	0.00	0.00	0.00	15,000.00	0.00	15,000.00	15,000.00
Mat. Utiles equip. Menores tecno Infor	140,108.33				28,489.86	28,489.86	28,489.86	22,080.41	28,489.86	111,618.47	111,618.47	111,618.47
Material impreso e información digital	131,886.32				28,367.80	28,367.80	28,367.80	8,398.40	28,367.80	103,518.52	103,518.52	103,518.52
Material de limpieza	32,000.00				1,738.94	1,738.94	1,738.94	234.19	1,738.94	30,261.06	30,261.06	30,261.06
Materiales y utiles de enseñanza	8,000.00				0.00	0.00	0.00	0.00	8,000.00	0.00	8,000.00	8,000.00
Materiales p/registro, ident, Bienes	35,000.00				7,540.00	7,540.00	7,540.00	0.00	7,540.00	27,460.00	27,460.00	27,460.00
ALIMENTOS Y UTENCILIOS	201,901.95	0.00	0.00	0.00	23,818.27	23,818.27	23,818.27	14,158.88	23,818.27	178,083.68	178,083.68	178,083.68
productos alimenticios para personas	180,000.00				23,818.27	23,818.27	23,818.27	14,158.88	23,818.27	156,181.73	156,181.73	156,181.73
Utencilios para el servicio de alimentos	21,901.95				0.00	0.00	0.00	0.00	21,901.95	0.00	21,901.95	21,901.95
MATERIALES Y ART. CONTRUCCION Y REP.	347,500.00	0.00	0.00	0.00	44,603.46	44,603.46	44,603.46	16,958.32	44,603.46	302,896.54	302,896.54	302,896.54
Productos minerales no metalicos	15,000.00				1,315.28	1,315.28	1,315.28	1,315.28	1,315.28	13,684.72	13,684.72	13,684.72
Cemento y productos de concreto	55,000.00				659.99	659.99	659.99	0.00	659.99	54,340.01	54,340.01	54,340.01
Cal, Yeso y productos del yevo	0.00				0.00	0.00	0.00	-1,800.32	0.00	0.00	0.00	0.00
Madera y productos de madera	25,000.00				8,933.74	8,933.74	8,933.74	687.30	8,933.74	18,066.26	18,066.26	18,066.26
Vidrio y productos de vidrio	15,000.00				0.00	0.00	0.00	0.00	15,000.00	0.00	15,000.00	15,000.00
Material eléctrico y electronico	150,000.00				22,492.33	22,492.33	22,492.33	7,158.44	22,492.33	127,507.67	127,507.67	127,507.67
Artículos metálicos para la construcción	12,500.00				1,010.94	1,010.94	1,010.94	1,010.94	1,010.94	1,489.06	1,489.06	1,489.06
Materiales complementarios	50,000.00				0.00	0.00	0.00	0.00	50,000.00	0.00	50,000.00	50,000.00
Otros materiales y art. Reparación y	35,000.00				10,191.18	10,191.18	10,191.18	8,386.68	10,191.18	24,808.82	24,808.82	24,808.82
PRODUCTOS QUIMICOS, FARMACEUTICOS Y MOBIILAR.	238,200.00	0.00	0.00	0.00	9,483.60	9,483.60	9,483.60	8,066.60	9,483.60	228,716.40	228,716.40	228,716.40
Productos químicos básicos	1,500.00				0.00	0.00	0.00	0.00	1,500.00	0.00	1,500.00	1,500.00
Fertilizantes, pesticidas y otros	3,200.00				0.00	0.00	0.00	0.00	3,200.00	0.00	3,200.00	3,200.00






Medicinas y productos farmaceuticos	130,000.00				9,483.60	9,483.60	9,483.60	8,066.60	9,483.60	120,516.40	120,516.40
Materiales, accesorios y suministros	100,000.00				0.00	0.00	0.00	0.00	0.00	100,000.00	100,000.00
Fibras sintéticas, hule, plasticos	1,500.00				0.00	0.00	0.00	0.00	0.00	1,500.00	1,500.00
Otros productos quimicos	2,000.00				0.00	0.00	0.00	0.00	0.00	2,000.00	2,000.00
COMBUSTIBLES, LUBRICANTES Y ADITIVOS	648,201.72	0.00	0.00	0.00	226,035.22	226,035.22	226,035.22	129,061.53	226,035.22	422,166.50	422,166.50
Combustibles, Lub. Aditivos adq co	648,201.72				226,035.22	226,035.22	226,035.22	129,061.53	226,035.22	422,166.50	422,166.50
VESTUARIOS, BLANCOS, PRENDAS PROT.	95,000.00	0.00	0.00	0.00	2,570.00	2,570.00	2,570.00	0.00	2,570.00	92,430.00	92,430.00
Vestuarios y uniformes	50,000.00				250.00	250.00	250.00	0.00	250.00	49,750.00	49,750.00
Prendas de seguridad y proteccion ps	20,000.00				2,320.00	2,320.00	2,320.00	0.00	2,320.00	17,680.00	17,680.00
Articulos deportivos	25,000.00				0.00	0.00	0.00	0.00	0.00	25,000.00	25,000.00
HERRAMIENTAS, REFACCIONES Y ACCESORIOS MEN.	270,285.99	0.00	0.00	0.00	29,416.90	29,416.90	29,416.90	3,382.90	29,416.90	240,869.09	240,869.09
Blancos, otros produc textiles excepto p	12,000.00				0.00	0.00	0.00	0.00	0.00	12,000.00	12,000.00
Sustancias y materiales explosivos	22,000.00				0.00	0.00	0.00	0.00	0.00	22,000.00	22,000.00
Herramientas Menores	80,000.00				829.90	829.90	829.90	829.90	829.90	79,170.10	79,170.10
Refacc. Acc. Menores Mob. Equip.A	0.00				400.00	400.00	400.00	400.00	400.00	-400.00	-400.00
Refacciones y accesorios menores de ofi	11,885.99				16,754.00	16,754.00	16,754.00	0.00	16,754.00	-1,868.01	-1,868.01
Refacciones acces menores equipo computo y t	26,000.00				0.00	0.00	0.00	0.00	0.00	26,000.00	26,000.00
Refacciones y acces. Menores equipo t	60,400.00				263.00	263.00	263.00	263.00	263.00	60,137.00	60,137.00
Refacciones acces menores maquinaria y	58,000.00				11,170.00	11,170.00	11,170.00	1,890.00	11,170.00	46,830.00	46,830.00
SERVICIOS GENERALES	6,548,277.77	0.00	0.00	0.00	551,175.54	551,175.54	551,175.54	369,332.05	551,175.54	5,997,102.23	5,997,102.23
SERVICIOS DE INST., REP., MTTO. Y CONSERVACION	407,259.31	0.00	0.00	0.00	53,303.97	53,303.97	53,303.97	23,271.82	53,303.97	363,955.34	363,955.34
Reparacion y manto. De equipo de transporte	150,000.00				15,760.00	15,760.00	15,760.00	2,700.00	15,760.00	134,240.00	134,240.00
Instalac. Rep. Mto. Mob. Equipo admon. Educ	10,000.00				0.00	0.00	0.00	0.00	0.00	10,000.00	10,000.00
Instalac. Rep. Mto. Maquinaria, Herramientas	120,000.00				7,105.00	7,105.00	7,105.00	2,331.60	7,105.00	112,895.00	112,895.00
Conservacion y mnto. Menor de inmuebles	80,000.00				0.00	0.00	0.00	0.00	0.00	80,000.00	80,000.00
Inst. Rep. Mto. Equipo de computo y tecnolo	21,259.31				0.00	0.00	0.00	0.00	0.00	21,259.31	21,259.31
Servicio de Limpieza y Manejo de d	0.00				30,438.97	30,438.97	30,438.97	18,240.22	30,438.97	-30,438.97	-30,438.97
Servicio de jardineria y fumigacion	15,000.00				0.00	0.00	0.00	0.00	0.00	15,000.00	15,000.00
Servicios financieros bancarios	8,500.00				0.00	0.00	0.00	0.00	0.00	8,500.00	8,500.00
Fletes y maniobras	2,500.00				0.00	0.00	0.00	0.00	0.00	2,500.00	2,500.00
SERVICIOS BASICOS	2,533,500.00	0.00	0.00	0.00	196,977.84	196,977.84	196,977.84	165,819.83	196,977.84	2,336,522.16	2,336,522.16
Servicios acceso internet redes y	150,000.00				1,734.20	1,734.20	1,734.20	0.00	1,734.20	148,265.80	148,265.80
Telefonia Tradicional	182,000.00				12,611.00	12,611.00	12,611.00	200.00	12,611.00	169,389.00	169,389.00
Servicio de energia electrica (DAP)	2,035,000.00				146,572.00	146,572.00	146,572.00	146,572.00	146,572.00	1,888,428.00	1,888,428.00
Servicio de telefonia celular	160,000.00				34,043.64	34,043.64	34,043.64	17,030.53	34,043.64	125,966.98	125,966.98
Servicio de agua	4,500.00				1,254.00	1,254.00	1,254.00	1,254.00	1,254.00	3,246.00	3,246.00
Servicio de gas	500.00				0.00	0.00	0.00	0.00	0.00	500.00	500.00
Servicios postales y telegraficos	1,500.00				0.00	0.00	0.00	0.00	0.00	1,500.00	1,500.00
Servicios de Energia Electrica	0.00				763.00	763.00	763.00	763.00	763.00	-763.00	-763.00
SERVICIOS DE ARRENDAMIENTO	756,200.00	0.00	0.00	0.00	71,185.73	71,185.73	71,185.73	49,560.83	71,185.73	685,014.27	685,014.27
Arrendamiento de terrenos	25,000.00				0.00	0.00	0.00	0.00	0.00	25,000.00	25,000.00
Arrendamiento de edificios	420,000.00				44,980.00	44,980.00	44,980.00	25,990.00	44,980.00	375,020.00	375,020.00
Arrendamiento Mob. Equipo admon. Ed	145,200.00				13,798.53	13,798.53	13,798.53	11,998.53	13,798.53	131,401.47	131,401.47
Arrendamiento de equipo de transporte	10,000.00				0.00	0.00	0.00	0.00	0.00	10,000.00	10,000.00
Arrendamiento maquinaria, otros equipos	25,000.00				6,960.00	6,960.00	6,960.00	6,960.00	6,960.00	18,040.00	18,040.00
Arrendamiento de activos intangibles	5,000.00				0.00	0.00	0.00	0.00	0.00	5,000.00	5,000.00
Otros arrendamientos	126,000.00				5,447.20	5,447.20	5,447.20	4,612.00	5,447.20	120,552.80	120,552.80
SERV. PROFESIONALES TECNOLOGICOS Y OTROS	1,047,000.00	0.00	0.00	0.00	99,187.18	99,187.18	99,187.18	56,347.90	99,187.18	947,812.82	947,812.82
Servicios legales, de contab. Audit	432,000.00				72,000.00	72,000.00	72,000.00	36,000.00	72,000.00	360,000.00	360,000.00
Serv. Consultoria admva. Proc. Tec. Y	550,000.00				9,844.00	9,844.00	9,844.00	8,344.00	9,844.00	540,156.00	540,156.00
Servicios de capacitacion	15,000.00				7,320.02	7,320.02	7,320.02	5,000.02	7,320.02	7,679.98	7,679.98
Servicios de Apoyo Advo. fotos	0.00				0.00	0.00	0.00	0.00	0.00	0.00	0.00
Servicios profesionales, cientificos	90,000.00				10,023.16	10,023.16	10,023.16	7,003.88	10,023.16	39,976.84	39,976.84
SERVICIOS DE COMUNICACION SOCIAL EN PUEB	143,000.00	0.00	0.00	0.00	32,982.26	32,982.26	32,982.26	30,314.26	32,982.26	114,017.74	114,017.74
Difusion radio TV. Otros medios mens a	130,000.00				29,322.26	29,322.26	29,322.26	26,654.26	29,322.26	75,677.74	75,677.74
Difusion radio TV. p/promover Vta ser	13,000.00				3,660.00	3,660.00	3,660.00	3,660.00	3,660.00	21,340.00	21,340.00
Servicio de revelado de fotografia	0.00				0.00	0.00	0.00	0.00	0.00	12,000.00	12,000.00



Otros servicios de informacion	5,000.00				0.00	0.00	0.00	0.00	0.00	5,000.00	5,000.00
SERVICIO DE TRASLADO Y VIATICOS	187,200.00	0.00	0.00	0.00	26,389.96	26,389.96	26,389.96	16,030.41	26,389.96	160,810.04	160,810.04
Pasajes terrestres	2,000.00				0.00	0.00	0.00	0.00	0.00	2,000.00	2,000.00
Viaticos en el pais	180,000.00				26,389.96	26,389.96	26,389.96	16,030.41	26,389.96	153,610.04	153,610.04
Otros servicios de traslado y hosp	5,200.00				0.00	0.00	0.00	0.00	0.00	5,200.00	5,200.00
SERVICIOS OFICIALES	1,391,818.48	0.00	0.00	0.00	94,410.60	94,410.60	94,410.60	13,242.80	94,410.80	1,337,207.86	1,337,207.86
Gastos de ceremonial	120,000.00				185.60	185.60	185.60	185.60	185.60	119,814.40	119,814.40
Gastos de orden social y cultural	1,098,818.48				32,750.00	32,750.00	32,750.00	0.00	32,750.00	1,063,868.48	1,063,868.48
Exposiciones	25,000.00				0.00	0.00	0.00	0.00	0.00	25,000.00	25,000.00
Gastos de representacion	150,000.00				21,475.00	21,475.00	21,475.00	13,057.00	21,475.00	128,525.00	128,525.00
OTROS SERVICIOS GENERALES	78,800.00	0.00	0.00	0.00	16,738.00	16,738.00	16,738.00	15,345.00	16,738.00	61,762.00	61,762.00
Servicios funerarios y de cementerio	25,000.00				812.00	812.00	812.00	0.00	812.00	24,188.00	24,188.00
Impuestos y derechos	13,000.00				581.00	581.00	581.00	0.00	581.00	12,419.00	12,419.00
Sentencias y resoluciones judiciales	28,000.00				0.00	0.00	0.00	0.00	0.00	28,000.00	28,000.00
Penas, Multas, accesorios y actual	12,500.00				15,345.00	15,345.00	15,345.00	15,345.00	15,345.00	-2,845.00	-2,845.00
TRANSFERENCIAS, ASIGNACIONES Y SUB.	2,507,397.07	0.00	0.00	0.00	313,009.29	313,009.29	313,009.29	216,467.85	313,009.29	2,194,387.78	2,194,387.78
TRANSFERENCIAS INT. Y ASIG. SOC.	982,570.25	0.00	0.00	0.00	162,184.64	162,184.64	162,184.64	76,092.32	162,184.64	830,385.61	830,385.61
Transferencia internas a entidades param	700,005.00				121,740.00	121,740.00	121,740.00	60,870.00	121,740.00	578,265.00	578,265.00
Pensiones y jubilaciones	282,565.25				30,444.64	30,444.64	30,444.64	15,222.32	30,444.64	252,120.61	252,120.61
AYUDAS SOCIALES	1,524,826.82	0.00	0.00	0.00	180,824.65	180,824.65	180,824.65	140,375.33	180,824.65	1,364,002.17	1,364,002.17
Becas y otras ayudas para programa	15,000.00				0.00	0.00	0.00	0.00	0.00	15,000.00	15,000.00
Ayudas sociales a instituciones de	320,582.01				38,197.01	38,197.01	38,197.01	38,197.01	38,197.01	282,385.00	282,385.00
Ayudas sociales actividades cient	5,000.00				15,000.00	15,000.00	15,000.00	15,000.00	15,000.00	-10,000.00	-10,000.00
Ayudas sociales a inst. sin fines	10,000.00				0.00	0.00	0.00	0.00	0.00	10,000.00	10,000.00
Ayudas por desastres naturales y o	30,000.00				5,000.00	5,000.00	5,000.00	5,000.00	5,000.00	25,000.00	25,000.00
Ayudas sociales a personas	1,144,244.81				102,627.64	102,627.64	102,627.64	82,178.32	102,627.64	1,041,617.17	1,041,617.17
GASTO DE CAPITAL	1,475,000.00	0.00	0.00	0.00	26,890.00	26,890.00	26,890.00	26,890.00	26,890.00	1,448,110.00	1,448,110.00
Mobiliario y Equipo de Administracion	75,000.00				26,890.00	26,890.00	26,890.00	26,890.00	26,890.00	48,110.00	48,110.00
Activos Intangibles software	150,000.00				0.00	0.00	0.00	0.00	0.00	150,000.00	150,000.00
Otros convenios	1,250,000.00				0.00	0.00	0.00	0.00	0.00	1,250,000.00	1,250,000.00
FONDO DE OPERACION	16,297,665.00	0.00	0.00	0.00	2,144,613.63	2,144,613.63	2,144,613.63	1,062,435.85	2,144,613.63	14,153,052.37	14,153,052.37
SERVICIOS PERSONALES	13,923,318.44	0.00	0.00	0.00	1,749,321.60	1,749,321.60	1,749,321.60	866,337.52	1,749,321.60	12,173,994.84	12,173,994.84
REMUNERACIONES PERSONAL PERMANENTE	11,772,437.11	0.00	0.00	0.00	1,746,228.28	1,746,228.28	1,746,228.28	866,337.52	1,746,228.28	10,026,208.85	10,026,208.85
Presidencia Municipal	1,026,696.91				143,933.84	143,933.84	143,933.84	71,966.92	143,933.84	882,769.07	882,769.07
Oficialia mayor	831,954.10				123,215.16	123,215.16	123,215.16	60,780.96	123,215.16	709,738.94	709,738.94
Juzgado Municipal	199,200.00				29,808.22	29,808.22	29,808.22	15,000.00	29,808.22	169,391.78	169,391.78
Comunicación social	204,228.80				20,987.44	20,987.44	20,987.44	10,493.72	20,987.44	183,233.36	183,233.36
Desarrollo social	313,200.00				29,840.82	29,840.82	29,840.82	14,337.90	29,840.82	283,359.18	283,359.18
Desarrollo agropecuario	173,280.00				22,916.48	22,916.48	22,916.48	11,458.24	22,916.48	150,363.52	150,363.52
Correos	57,487.26				9,124.96	9,124.96	9,124.96	4,562.48	9,124.96	48,362.29	48,362.29
Tesoreria Municipal	1,441,663.00				216,335.08	216,335.08	216,335.08	108,167.54	216,335.08	1,225,327.92	1,225,327.92
Juridico	332,776.72				57,873.76	57,873.76	57,873.76	37,666.88	57,873.76	274,902.96	274,902.96
Obras Publicas	1,288,030.80				169,260.26	169,260.26	169,260.26	77,828.70	169,260.26	1,118,770.64	1,118,770.64
Rellevo sanitario	589,985.63				93,632.64	93,632.64	93,632.64	46,816.32	93,632.64	496,252.99	496,252.99
Reglamentos y espectaculos	251,079.62				33,831.41	33,831.41	33,831.41	15,165.02	33,831.41	217,248.11	217,248.11
Dieta	2,310,483.17				366,743.36	366,743.36	366,743.36	183,371.68	366,743.36	1,943,739.81	1,943,739.81
Secretaria Municipal	401,652.72				77,308.64	77,308.64	77,308.64	38,654.32	77,308.64	324,344.08	324,344.08
Registro del estado familiar	291,732.54				50,806.76	50,806.76	50,806.76	23,153.38	50,806.76	240,925.78	240,925.78
Servicios Publicos	980,814.45				142,706.04	142,706.04	142,706.04	70,179.84	142,706.04	838,108.42	838,108.42
Sistemas	175,800.00				22,500.00	22,500.00	22,500.00	9,000.00	22,500.00	153,300.00	153,300.00
Fomento deportivo	389,727.97				55,871.08	55,871.08	55,871.08	27,935.54	55,871.08	327,856.89	327,856.89
Desarrollo economico y planeacion	346,570.76				52,202.03	52,202.03	52,202.03	26,315.14	52,202.03	294,368.73	294,368.73
Contraloria interna	172,180.76				27,330.28	27,330.28	27,330.28	13,665.14	27,330.28	144,850.48	144,850.48
REMUNERACIONES ADICIONALES Y ESPECIALES	2,150,879.33	0.00	0.00	0.00	3,093.34	3,093.34	3,093.34	0.00	3,093.34	2,147,785.99	2,147,785.99
Compensaciones	0.00				3,093.34	3,093.34	3,093.34	0.00	3,093.34	-3,093.34	-3,093.34
Prima vacacional	215,896.24				0.00	0.00	0.00	0.00	0.00	215,896.24	215,896.24



Aguinaldo	1,934,983.09				0.00	0.00	0.00	0.00	0.00	0.00	1,934,983.09	1,934,983.09
DEUDA PUBLICA	1,999,999.96	0.00	0.00	0.00	333,592.03	333,592.03	333,592.03	165,248.33	333,592.03	1,666,407.93	1,666,407.93	1,666,407.93
Amortizacion deuda publica Inst. o	1,699,999.96				266,666.66	266,666.66	266,666.66	133,333.33	266,666.66	1,333,333.33	1,333,333.33	1,333,333.33
Intereses deuda interna con Int. C	400,000.00				66,925.37	66,925.37	66,925.37	31,915.00	66,925.37	333,074.63	333,074.63	333,074.63
PARTICIPACIONES Y APORTACIONES	374,349.60	0.00	0.00	0.00	61,700.00	61,700.00	61,700.00	30,850.00	61,700.00	312,649.60	312,649.60	312,649.60
Convenios	374,349.60				61,700.00	61,700.00	61,700.00	30,850.00	61,700.00	312,649.60	312,649.60	312,649.60
FONDO DE INVERSION	5,600,000.00	0.00	0.00	0.00	186,869.48	186,869.48	186,869.48	93,039.30	186,869.48	5,413,130.52	5,413,130.52	5,413,130.52
REMUNERACIONES AL PERSONAL PERMANENTE	1,246,956.10	0.00	0.00	0.00	186,869.48	186,869.48	186,869.48	93,039.30	186,869.48	1,060,086.62	1,060,086.62	1,060,086.62
Maquinaria	636,146.28				92,975.60	92,975.60	92,975.60	50,487.80	92,975.60	543,170.68	543,170.68	543,170.68
Intendencia	228,033.29				36,195.76	36,195.76	36,195.76	18,097.88	36,195.76	191,837.53	191,837.53	191,837.53
Ecologia	382,775.53				57,698.12	57,698.12	57,698.12	24,453.62	57,698.12	325,077.41	325,077.41	325,077.41
REMUNERACIONES ADICIONALES Y ESPECIALES	230,407.97	0.00	0.00	0.00	0.00	0.00	0.00	0.00	0.00	230,407.97	230,407.97	230,407.97
Prima vacacional	26,461.51				0.00	0.00	0.00	0.00	0.00	26,461.51	26,461.51	26,461.51
Aguinaldo	204,956.46				0.00	0.00	0.00	0.00	0.00	204,956.46	204,956.46	204,956.46
SERVICIOS DE INSTALACION, REPARACION, MANTENIMIENTO	712,003.09	0.00	0.00	0.00	0.00	0.00	0.00	0.00	0.00	712,003.09	712,003.09	712,003.09
Servicios limpieza y manejo de des	232,000.00				0.00	0.00	0.00	0.00	0.00	232,000.00	232,000.00	232,000.00
Rehab. Y manito. De equipo de transporte	261,088.17				0.00	0.00	0.00	0.00	0.00	261,088.17	261,088.17	261,088.17
Inst. Rep. Manito. Equipo de maquinaria, otros equipos y herram	218,914.92				0.00	0.00	0.00	0.00	0.00	218,914.92	218,914.92	218,914.92
AYUDAS SOCIALES	210,633.84	0.00	0.00	0.00	0.00	0.00	0.00	0.00	0.00	210,633.84	210,633.84	210,633.84
Becas y despensas	210,633.84				0.00	0.00	0.00	0.00	0.00	210,633.84	210,633.84	210,633.84
MAQUINARIA, OTROS EQUIPOS Y HERRAMIENTAS	3,200,000.00	0.00	0.00	0.00	0.00	0.00	0.00	0.00	0.00	3,200,000.00	3,200,000.00	3,200,000.00
Maquinaria y equipo industrial	2,600,000.00				0.00	0.00	0.00	0.00	0.00	2,600,000.00	2,600,000.00	2,600,000.00
Edificacion habitacional	600,000.00				0.00	0.00	0.00	0.00	0.00	600,000.00	600,000.00	600,000.00
FONDO APORT. P/INF. SOC. MPAL.	2,923,215.00	0.00	0.00	0.00	0.00	0.00	0.00	0.00	0.00	2,923,215.00	2,923,215.00	2,923,215.00
INVERSION PUBLICA	2,923,215.00	0.00	0.00	0.00	0.00	0.00	0.00	0.00	0.00	2,923,215.00	2,923,215.00	2,923,215.00
Obras Publicas FAISM-2018	2,923,215.00				0.00	0.00	0.00	0.00	0.00	2,923,215.00	2,923,215.00	2,923,215.00
FONDO DE FORTALECIMIENTO 2012	13,034,312.00	0.00	0.00	0.00	1,651,285.37	1,651,285.37	1,651,285.37	1,118,479.85	1,661,285.37	11,383,026.63	11,383,026.63	11,383,026.63
SERVICIOS PERSONALES	6,059,948.79	0.00	0.00	0.00	1,051,448.90	1,051,448.90	1,051,448.90	528,109.38	1,051,448.90	7,008,499.89	7,008,499.89	7,008,499.89
REMUNERACIONES PERSONAL PERMANENTE	6,018,605.17	0.00	0.00	0.00	1,051,448.90	1,051,448.90	1,051,448.90	528,109.38	1,051,448.90	5,767,166.27	5,767,166.27	5,767,166.27
Pago de sueldos a personal de seguridad publica	4,880,852.16				881,985.99	881,985.99	881,985.99	343,197.11	881,985.99	4,198,866.17	4,198,866.17	4,198,866.17
Salud Municipal y U.B.R.	1,123,127.62				242,842.57	242,842.57	242,842.57	121,272.73	242,842.57	880,285.05	880,285.05	880,285.05
Proteccion civil	449,341.31				70,615.86	70,615.86	70,615.86	35,307.78	70,615.86	378,725.45	378,725.45	378,725.45
Alumbrado Publico	365,284.08				56,004.48	56,004.48	56,004.48	28,331.76	56,004.48	309,279.60	309,279.60	309,279.60
REMUNERACIONES ADICIONALES Y ESPECIALES	1,241,343.62	0.00	0.00	0.00	0.00	0.00	0.00	0.00	0.00	1,241,343.62	1,241,343.62	1,241,343.62
Aguinaldos	1,120,743.78				0.00	0.00	0.00	0.00	0.00	1,120,743.78	1,120,743.78	1,120,743.78
Prima vacacional	120,599.84				0.00	0.00	0.00	0.00	0.00	120,599.84	120,599.84	120,599.84
MATERIALES Y SUMINISTROS	881,343.89	0.00	0.00	0.00	211,533.47	211,533.47	211,533.47	211,533.47	211,533.47	669,810.42	669,810.42	669,810.42
Combustibles y lubricantes	675,843.89				146,400.58	146,400.58	146,400.58	146,400.58	146,400.58	529,443.31	529,443.31	529,443.31
Materia electrico y electronico	0.00				58,397.88	58,397.88	58,397.88	58,397.88	58,397.88	-58,397.88	-58,397.88	-58,397.88
Vestuarios y uniformes	35,000.00				0.00	0.00	0.00	0.00	0.00	35,000.00	35,000.00	35,000.00
Prendas de seguridad y proteccion	50,000.00				0.00	0.00	0.00	0.00	0.00	50,000.00	50,000.00	50,000.00
Refaco. Y accesorios menores equipo	120,600.00				6,735.01	6,735.01	6,735.01	6,735.01	6,735.01	113,764.99	113,764.99	113,764.99
SERVICIOS GENERALES	4,093,019.32	0.00	0.00	0.00	388,303.00	388,303.00	388,303.00	378,837.00	388,303.00	3,704,716.32	3,704,716.32	3,704,716.32
SERVICIOS DE INSTALACION, REPARACION, MANTENIMIENTO	137,000.00	0.00	0.00	0.00	10,278.00	10,278.00	10,278.00	812.00	10,278.00	128,722.00	128,722.00	128,722.00
Refaco. Y acces. Menores equipo defensa	12,000.00				0.00	0.00	0.00	0.00	0.00	12,000.00	12,000.00	12,000.00
Rep. Y manito. De equipo de transporte	100,000.00				10,278.00	10,278.00	10,278.00	812.00	10,278.00	89,722.00	89,722.00	89,722.00
Rep. Y manito. De equipo de defensa	25,000.00				0.00	0.00	0.00	0.00	0.00	25,000.00	25,000.00	25,000.00
SERVICIOS BASICOS	3,956,019.32	0.00	0.00	0.00	378,025.00	378,025.00	378,025.00	378,025.00	378,025.00	3,677,994.32	3,677,994.32	3,677,994.32
Pago por servicio de energia electrica	3,956,019.32				378,025.00	378,025.00	378,025.00	378,025.00	378,025.00	3,677,994.32	3,677,994.32	3,677,994.32
FONDO DE FISCALIZACION	48,816.57	0.00	0.00	0.00	41,907.05	41,907.05	41,907.05	41,907.05	41,907.05	861,282.96	861,282.96	861,282.96
SERVICIOS PERSONALES	48,816.57	0.00	0.00	0.00	0.00	0.00	0.00	0.00	0.00	318,816.57	318,816.57	318,816.57
Pago de sueldos y salarios Impuesto presial	48,816.57				0.00	0.00	0.00	0.00	0.00	270,000.00	270,000.00	270,000.00
REMUNERACIONES ADICIONALES Y ESPECIALES	0.00	0.00	0.00	0.00	0.00	0.00	0.00	0.00	0.00	48,816.57	48,816.57	48,816.57



Aguinaldos	44,378.70				0.00	0.00	0.00	0.00	0.00	44,378.70	44,378.70
Prima vacacional	4,437.87				0.00	0.00	0.00	0.00	0.00	4,437.87	4,437.87
SERVICIOS GENERALES	574,373.43	0.00	0.00	0.00	41,907.05	41,907.05	41,907.05	41,907.05	41,907.05	532,466.38	532,466.38
Difusión por radio, TV P/PROMO	0.00				9,870.21	9,870.21	9,870.21	9,870.21	9,870.21	-9,870.21	-9,870.21
Servicios Consultoría Admiva.Pr	0.00				23,184.00	23,184.00	23,184.00	23,184.00	23,184.00	-23,184.00	-23,184.00
Servicio de consultoría administrativa, procesos, técnica y en tec	574,373.43				8,852.84	8,852.84	8,852.84	8,852.84	8,852.84	565,520.59	565,520.59
	60,473,649.16	0.00	0.00	0.00	6,320,823.15	6,320,823.15	6,320,823.15	6,320,823.15	6,320,823.15	54,152,726.01	54,152,726.01
	60,473,649.16							3,658,389.78	6,320,823.15	64,152,726.01	64,152,726.01
	0.00							0.00	0.00	0.00	0.00

"BAJO PROTESTA DE DECIR VERDAD, DECLARAMOS QUE LOS ESTADOS FINANCIEROS Y SUS NOTAS SON RAZONABLEMENTE CORRECTOS Y SON RESPONSABILIDAD DEL EMISOR"

